

OPERATION MANUAL



**PLEASE READ FIRST BEFORE
PLUGGING IN MACHINE**

ALL RIGHT RESERVED. PAT. PENDING





COPYRIGHT 2008 NOVA PRODUCTIONS LTD. ALL RIGHTS RESERVED. PATENT PEN

BENCHMARK GAMES, INC. IS THE EXCLUSIVE NORTH AMERICAN MANUFACTURER AND DISTRIBUTOR OF **POKERKARD**.

INNOVATION, SPECIFICALLY DESIGNED FOR THE U.S. BAR LOCATION. USING INNOVATIVE GAME DESIGN AND ADVANCED HARDWARE, THE GAME IS A WINNER FROM EVERY ANGLE.

POKERKARD, IS A 1-4 PLAYER SIT DOWN VIDEO GAME WHICH INCORPORATES NOVA'S UNIQUE '**PLAY POKER FOR FUN**' ADAPTATION OF THE POPULAR CARD GAME **TEXAS HOLD'EM POKER**, MORPHING IT INTO AN ALL-NEW , AMUSEMENT ONLY, SOCIALLY INTERACTIVE ENTERTAINMENT GAME. PLAYERS CAN PURCHASE A POKERCARD TO KEEP THEIR POINTS ON. THE GAME ACCOMODATES UP TO FOUR PLAYERS AND INCLUDES A SINGLE PLAYER GAME.



POKERKARD

Copyright 2008 Nova Productions Ltd

SAFETY INFORMATION
WARNING CAUTION WHEN INSTALLING

THIS GAME IS DESIGNED FOR INDOOR USE ONLY. THE MACHINE MUST NOT BE OPERATED OUTDOORS OR UNDER THE FOLLOWING CONDITIONS:

1. IN AREAS DIRECTLY EXPOSED TO SUNLIGHT, HIGH HUMIDITY, DIRECT WATER CONTACT, DUST, EXTREME TEMPERATURE OR EXTREME COLD.
2. WHERE THE MACHINE WOULD PRESENT AN OBSTACLE IN CASE OF EMERGENCY.

GENERAL SAFETY & ELECTRICAL

GAS STRUTS ARE FILLED AND SET AT A HIGH PRESSURE. UNDER NO CIRCUMSTANCE SHOULD THEY BE OPENED.

THIS EQUIPMENT MUST BE GROUNDED.

POWER REQUIREMENTS: - 120 VAC 50/60 HZ

DIMENSIONS

HEIGHT: 32.5"

LENGTH: 44.0"

DEPTH: 33.0"

WEIGHT: 300 lbs Approx.

POKERKARD

Copyright 2008/9 Nova Productions Ltd

IMPORTANT INFORMATION

It is normal for the video monitor to remain blank for up to 30 seconds after power up.

Do not switch off during this boot-up period as this may damage the operation of the operating system.

DO NOT SLAM THE TOP DOOR SHUT

Please note before any operations are carried out that damage to the TFT may occur if the Top door is slammed. To avoid damage close it with care!

Any temporary short on the DC power connections will result in a PSU shutdown, if this happens it is necessary to disconnect the mains lead to the machine for approximately 10 seconds then reconnect and switch on.

Do's and Don'ts

Don't transport machine with PokerKards loaded in the dispenser. (Could cause a jam)

Do secure machine properly during transport (Due to caster maneuverability).

Do ensure that when machine is sited that it will not move on its casters.

Do ensure power cable will not cause a trip. Always use a cable protector when required.

Do not lift the PokerKard by the top lid alone.

Tip ... When locking down the top, remember, line up both horizontally and vertically for the locks to engage easily.

Manufactured by:

BENCHMARK GAMES, INC.

www.benchmarkgames.com

51 HYPOLUXO ROAD

HYPOLUXO, FL 33462

USA

Tel (561)588-5200 or 1-888-538-1000

Fax (561)493-2999

Service Dept. Direct: 561-253-3310

Parts Dept. Direct: 561-253-3311



The PokerKard Explained



The PokerKard is a contactless electronic storage medium for collecting points won during play. Points are written ON and read OFF the PokerKard at various times.

There is no way of removing or resetting points on a PokerKard.

Players can purchase a PokerKard at the start or at the end of play. Note: A player can choose to play the game without a PokerKard and any points at the end of play are lost.

There are four electronic PCB's used for reading the PokerKards and they are located beneath the top fascia of the machine.

The PokerKard Points explained

When a PokerKard is purchased from the machine it contains 1000 points. A player is able to transfer these points to the game when his initial stack of 1000 points is lost. This is called a free transfer. One transfer for each new credit so long as the player has more than 1000 points on the PokerKard when play starts.

Regular Game. In the regular **PokerKard** game each player starts play with a stack of 1,000 points.

High Roller Game

When a player has 25,000 or more on their PokerKard when they insert credit they are offered the option to play as a High Roller. Playing as a Hi Roller means that all the points are transferred to their stack for play. This means that they can place bigger bets and win bigger pots. They also qualify to be listed in the Hi Rollers top 50 which is displayed during the attract mode. (only points won during Hi Roller play qualify for the Top fifty Listing).

Getting Started with PokerKard

The PokerKard stores the player's name, star rating and all the points collected during play.

Step 1

Insert coins to purchase a PokerKard from the machine.

(You can play with or without a PokerKard)

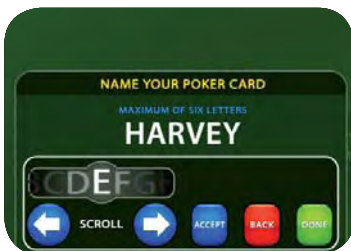
Step 2

Place your PokerKard on your player position panel.



Step 3

Your play panel will appear. If you wish you can now input your name by following the on screen prompts. If you have used your card before you'll be welcomed and your current points total will be displayed.



The Player's ready to play!

Players Star Rating



The Player's Kard ranking is indicated by the Number and color of the Stars displayed in his position.

Fluid Play Experience



Nova's Proprietary Fast response onscreen buttons provide a fantastic feel to the game, magically changing to chips and graphics providing fast, fluid Play.

Touch Technology



The players touch their cards while shielding them from other players.

Single Player Game



A unique feature of PokerKard is that a single player can play. Big Tony is always waiting to play anyone who comes along 24/7. This feature encourages people to join in to start Multi-Play.

Playing Texas Holdem

The aim of Texas Hold'em is to create the highest hand possible using your two pocket cards and the five community cards. Skill and judgement are key at each stage in beating your opponents and increasing your points and in turn your rating. There are 5 stages in a play:

1. Pre Flop

The first player clockwise from the dealer button posts the 'small blind.' The next player then places the 'big blind'.

Each player is then dealt 2 cards face down and the first round of betting proceeds. Players can bet, raise or fold.

2. The Flop

After the first round, three cards are dealt into the middle of the table. These are the first of the community cards and are known as 'The flop'. There is another round of betting where again players can bet, raise, check, call or fold.

3. The turn

The fourth community card 'the turn' is dealt. Betting occurs.

4. The river

The fifth and last community card 'the river' is dealt and the final round of betting begins.

5. The Showdown

After betting is finished any player still in the hand turns his two pocket cards face up. The winner is the player who can make the best five card poker hand from any combination of his two pocket and the five community cards. When the five community cards make the best poker hand the pot is split between the remaining players. This is called 'the board plays.'

The machine indicates the winning hand or hands.

Best poker hands



1. Royal flush

10, J, Q, K, A
All the same suit.



2. Straight flush

Any five card sequence of the same suit.



3. Four of a kind

Four cards of the same value.



4. Full House

Three of a kind and a pair.



5. Flush

Any five cards of the same suit.



6. Straight

Any five cards in sequence that are not the same suit.



7. Three of a kind

Three cards of the same value.



8. Two pair

Two separate pairs.



9. Pair

Two cards of the same value..



10. High card

The card of the highest value.

Poker terms

Blind bet A forced bet that must be made before the player receives any cards.

Bet To make a wager by putting chips into the pot.

Call To post an amount equal to other player's bets.

Check To abstain from betting, but continue to stay in contention for the pot because no other player has bet..

Fold To discard your cards and end your play for the hand.

Raise To make a bet larger than the previous.

Fish A poor player that tends to squander points.

Shark A 'STAR' player with a high points card.

How Points betting works

There are 2 basis of betting:

1. If no player has bet you can:

CHECK

you stay in the hand without betting and get to see what other players do

BET

You put chips on the table, other players must see or raise your bet to stay in the hand

2. If there is a bet you can:

CALL

You match the bet


RAISE

You put more chips on the table increasing the bet

FOLD

You return your cards to the dealer and stop playing in the hand

Pokerkard cabinet components



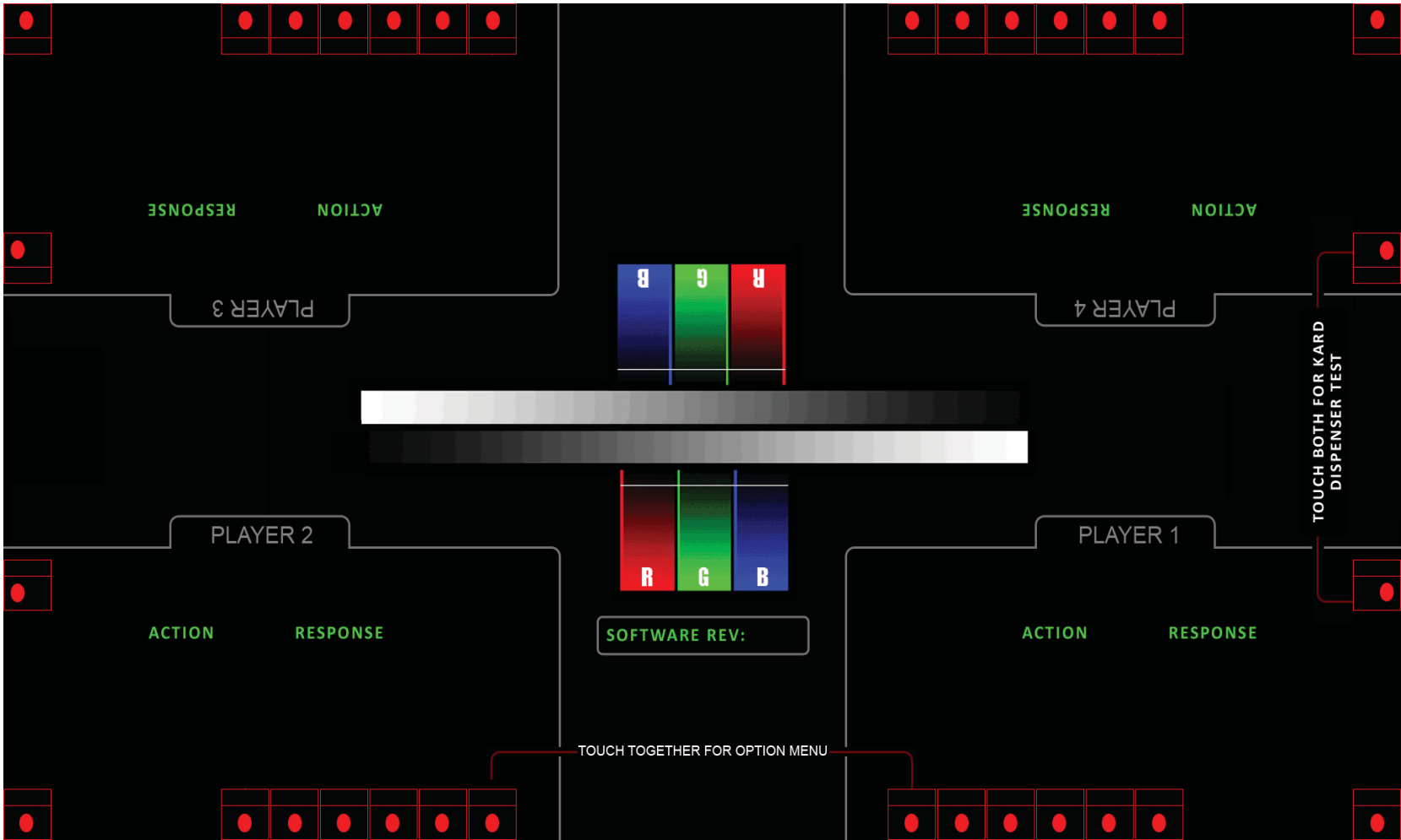
PokerKard component test screen.

Using the advanced PokerKard test screen makes component checking easy. To check bill acceptance simply insert bills at player position and see the result displayed on-screen. The test and door open screens will dim after 20 seconds to prevent static image problems.



Place PokerKard in position to test read and see result on-screen

Touch screen buttons with red dots to check touch panels



Touch screen buttons together to test card vending.
(vends only 1 card per entry into test screen)

Touch screen buttons together to enter option screen in order to adjust sound volume

Important PokerKard Information Screens

GAME START



This screen shows results of the start up component checks and displays the PokerKard region and software revision

TOP DOOR OPEN / METERS



This screen is a security screen and shows meter readings. It is displayed whenever the top door is opened

OPTIONS



You enter the option screen via the test screen. Follow on screen instructions to change options, then touch the Save button to save and exit.

FREE PLAY MODE



The machine has two free play modes, one with pokerkard vend included and one without. Machine will return to normal play mode after a power down

PokerKard Bill Handling and Collection

There are four Innovative Technologies BV50 Bill acceptors fitted into the PokerKard machine, one for each player. Bills inserted are transferred to and remain stored in the bill stacker which is incorporated into the BV50. To collect the cash you must first open the top of the machine then follow the simple steps below.

Innovative technologies BV50 Bill Acceptor



Step 1
Hold Stacker and place a finger on the latch button located on the base of the BV50 and gently slide the button.



Step 2
Press the Stacker down and lift clear of the bill acceptor.



Step 3
Remove Bills, then refit the stacker to the BV50 with an upwards click to locate.

For Bill acceptor Technical support contact:

Bellis Technologies Inc
520 Twin Rail Drive
Unit E
Minooka
USA
IL 60447
support@bellis-technology.com

Tel: 815-467-3975
Fax: 815-467-3978


The PokerKard Vending System

The PokerKard Vender is a high quality unit manufactured by Ashai Seiko. It is a highly reliable card vendor in use around the world. When PokerKards are loaded it is necessary to put the 'H' shaped weight on top of the PokerKards you put into the vendor to ensure reliable operation.

When the PokerKards run out a sign is displayed. Card sales are inhibited and the OPS server is informed.



Card dispenser located inside cabinet



Refilling PokerKard Dispenser

Step 1



Reach into dispenser and remove the 'H' shaped weight as shown

Step 2



Carefully lower cards into vendor stack

Step 3



Replace the weight - drop on top of cards